



TK-0302-D2

灵活易操作的参数设置



通过操作面板，可方便的对出厂各默认数据进行修改。

不锈钢缝台光洁耐磨



自动化/专业高效/省电环保 厚薄料缝制自如

- 装备尖端功能的新开发AC伺服系统 III
- 自动剪线马达，智能化操作系统，方便高效，专业缝制皮革、厚料织物以及普通棉织物。
- 行业中唯一的全不锈钢缝台装置，光洁耐磨，性能稳定，永久的品质保证



皮革厚料缝纫机系列

LEATHER THICK MATERIAL SEWING MACHINE SERIES

Special type Sewing Machine Series >>>

TK-801 削皮机系列





LEATHER SKIVING SEWING MACHINE SERIES


用途与特点

这类机器使用于皮革、塑料片、橡胶、锯片的平面和边部削边，被广泛用于生产或加工鞋、手袋、手套、腰带、钱包的作业中。（深受鞋类，手袋、手套、腰带、钱包等生产厂家的欢迎。）

THESE MACHINES ARE USED BEFORE PROCEEDING WITH SEWING/MAKING SHOES, BAGS, GLOVES, BELTS, WALLETS, ETC. AND SUITABLE FOR FLAT-SKIVING AND EDGE-SKIVING OF LEATHERS, PLASTIC SHEETS, RUBBER SHEETS, FELTS AND SO ON.

技术参数

型号	平面削边最大宽度				
TK-801	50mm	2800	370 W	610x420x440	37/40
TK-801-6	50mm	2800	370 W	610x420x440	37/40




超硬耐磨刀具

TK-801

TK-0302 上、下综合送料平缝机

SYNCHRONIZING LOCKSTITCH SEWING MACHINE



(不锈钢缝台)













用途与特点

上、下综合送料机构，可有效防止潜移，使上、下层达到一致。连杆式送料机构，可有效防止倒顺针距误差，使线迹更加美观一致。适用于皮革、人造革、沙发、箱包加工。业内首家采用不锈钢缝台、光洁、耐磨。

THE UPPER AND LOWER FEEDING BODY CAN MAKE THE UPPER LAYER AND LOWER LAYER INTO CONSISTENCY. FINE SLOPE CLIMBING FEEDING AND CAN MAKE MULTIPLE LAYERS INTO CONSISTENCY. CONNECTING ROD FEEDER BODY, CAN PREVENT ERROR FROM REVERSING NEEDLE DISTANCE AND MAKE THE THREAD TRACE MORE BEAUTIFUL. IT'S SUITABLE FOR PROCESSING LEATHER, LEATHEROID, SOFA AND CASES.

技术参数

									
TK-0302	(H)	0-8	6/13	DPX17 21#	33	2200	370/250	580x255x520	26/31
TK-0302A	(H)	0-8	6/13	DPX17 21#	33	2200	370/250	580x255x520	26/31
TK-0302-D2	(H)	0-8	6/13	DPX17 21#	33	2200	750W	580x255x520	26/31

TK-810/820 单/双针高台缝纫机系列

SINGLE/DOUBLE NEEDLE POST-BED STITCH SEWING MACHINE SERIES

用途与特点

适用于鞋面、皮包、帽子等一般皮料之车缝，配有垂直梭床及弹簧倒针装置，同时选用滚轮及一般平压脚。

POST-BED INDUSTRIAL SEWING MACHINE IS SUITABLE FOR SEWING SHOE, BAG, CAP AND GENERAL LEATHER WORK. BEING EQUIPPED WITH SPRING RETURN REVERSE LEVER TYPE FEED MECHANISM OPENER TYPE VERTICAL HOOK AND SLIDE TYPE THREAD TAPE UP, PROVIDES PERFECT UNIFORMED STITCHING. THEY ALSO CAN FIT FOR BOTH ROLLER FOOT AND PRESSER FOOT.



可翻盖



TK-810

技术参数

图标	图标	图标	图标	图标	图标	图标	图标	图标	图标	图标
TK-810G/E	0-4.0	5/7.5	DPX5 16#-18#	33.4		2500	2	370/250	635x254x670	35/38
TK-810G/E-1	0-4.0	5/7.5	DPX5 16#-18#	33.4		2500	2	370/250	635x254x670	35/38
TK-820G/E	0-4.0	5/7.5	DPX5 16#-18#	33.4	1.6	2500	3	370/250	635x254x670	35/38

备注：G为国产梭、E为进口梭、-1为可翻盖

TK-8B

筒式综合送料缝纫机系列

CYLINDER BED COMPOUND FEED STITCH SEWING MACHINE SERIES

用途与特点

圆筒式垂直旋梭，安全离合器可防止旋梭受损到缝纫机，综合送料及交替压脚机构保证均匀送料，无倒缝线迹的可能性，半自动润滑及旋梭机构。

CYLINDER BED VERTICAL AXIS HOOK SAFETY CLUTCH PREVENTS THE HOOK FROM BEING DAMAGED REVERSE STITCHING COMPOUND FEED AND ALLITERATING PRESSERS MECHANISM ASSURES EVEN FEEDING OF MATERIALS NO REVERSE STITCH VERSION AVAILABLE SEMIAUTOMATIC LUBRICATION SYSTEM AND LARGE HOOD MACHINES ARE AVAILABLE.



TK-8B-1 (自动加油)

技术参数

型号	图标	图标	图标	图标	图标	图标
TK-8B	0-5	DPX17 21-22#	370 W	2500	670x280x490	34/39
TK-8B-1	0-5	DPX17 21-22#	370 W	2500	670x280x490	34/39
TK-8B-J	0-5	DPX17 21-22#	370 W	2500	670x280x490	34/39

TK-1341 单针综合送料筒型车

CYLINDER BED COMPOUND FEED STITCH SEWING MACHINE SERIES

特点及参数

适用于箱包及各种厚料的缝制。加大了针杆行程、压脚提升量，还采用了双倍张力，可用于粗线及高张力缝制，广泛的用于各种厚料缝制；采用了高刚性的新型方形送料机构，发挥优越的送料功能。此外，即使面料的厚度有所变化，上下交替量也不会变化，因此，在高低段部位有不会产生孔眼堵塞，形成稳定的缝隙距；装备了下送料的高速机构，可对缝制错位进行调整；采用了集中油芯方式的加油装置，大幅度的减少了加油时的烦琐工序（旋梭部分是手动加油）；封闭式上送料机构，可防止机油的飞散。

The slimmed-down throat plate easily adjusts to the sewing of small tubular articles with diameters as small as $\phi 40\text{mm}$. This enhances the machine's ability to smoothly sew not only bags and shoes, but also small article such as wallets. The newly developed mode of highly rigid rectangular feed guarantees outstanding feed performance.



技术参数

型号	(H) (M)								
TK-1341	(H)	0-6	13	DPX17	36	2000	370/250	740x330x730	26/31

TK-4400/4420 单/双综合送厚料平缝机系列

SINGLE/DOUBLE HEAVY DUTY LOCKSTITCH SEWING MACHINE SERIES

用途与特点

适用于手袋、旅行箱、沙发、运动用品、汽车椅垫、帐篷等皮革及帆布制品。

Applied to leather and canvas products like handbag, suitcase, sports appliance, car cushion, and camp.



技术参数

	(H) (M)								
TK-4400	(H)	0-9	16	DPX17	36	2000	370/250	604x230x480	26/31
TK-4420	(H)	0-9	16	DPX17	36	2000	370/250	604x230x480	26/31


TK-1541 单针综合送料平缝机车

SINGLE HEAVY DUTY LOCKSTITCH SEWING MACHINE SERIES

特点及参数

适用于皮革沙发类厚料的缝制。采用独特的直角送布机构，确保了永久精确无误的缝制质量，即使是厚料也可以操作自如。自动供油系统可以自我维护，保持永久的良好状态，提供了无须维护的环境。

SUIT FOR HEAVY DUTY SUCH SA THE LEATHER AND SOFA ETC. USE THE UNIQUE RIGHT ANGLE FEED MECHANISM, ENSURE THE PERMANENT PRECISE UNMISTAKABLE SEWING QUALITY, AND OPERATE FREELY EVEN THE THICK MATERIAL. THE AUTOMATIC OIL SUPPLY SYSTEM MAY MAINTAIN BY ITSELF, KEEP THE PERMANENT GOOD CONDITION, PROVIDED THE ENVIRONMENT WHICH DOES NOT NEED TO MAINTAIN.



TK-1541	H	9mm	9	DPX17	35	2500	710x330x720	40/48

TK-25 后跟压条机系列

SEAM OPENING & TOP ATTACHING SEWING MACHINE SERIES

用途与特点

本机器附上下滚轮，适用于各种鞋类后踵车缝后之整形和加强布条之贴合压平。

EQUIPPED WITH UPPER AND LOWER PRESSER ROLLERS, THIS MACHINE IS FOR APPEARANCE FINISHING OF THE HEEL VAMP AFTER SEWING, AND REINFORCING GOOD APPEARANCE BY PRESSING THE GLUED HEEL VAMP.



型号		
TK-25	463x235x457	22/24

TK-201内里修边机

SOLE AND LINING TRIMMING MACHINE

特点及参数

提高制品档次，使得手工难以完成的工作变得简便易行，提高质量，降低次品。提高工效3-6倍、且生手易于掌握，任何毛边皆可迅速轻易地完全消除。适应各类鞋面及箱包内里的修边。

TO IMPROVE THE APPLIED PROGRAMME CLASS, MAKING HANDMADE-DIFFICULT TO COMPLETE THE JOB BECOMES EASY, IMPROVE QUALITY AND REDUCE DEFECTIVE AS WELL AS 3-6 TIMES GREATER EFFICIENCY AND EASY TO MASTER, AS ANY FLASH CAN BE QUICKLY AND COMPLETELY ELIMINATE EASILY. ADAPT TO ALL KINDS OF INSIDE AND OUT SIDE OF SHOES.



TK-201	1800	1/4离合器电机	580x490x260	34/35

TK-591/592 单/双针罗拉机系列

SINGLE/DOUBLE NEEDLE POST-BED LOCKSTITCH SEWING MACHINE WITH NEEDLE & WHEEL FEED SERIES



TK-591



TK-592

用途与特点

适合鞋面双线车缝及饰缝。采用轮型狗齿与驱动式轮钱，车缝爬坡时，仍能保持稳定之缝目。缝目设定精确一致，大小可自由调整。

IDEALLY SUITED FOR SEWING TWO-NEEDLE FANCY AND FUNCTIONAL SEAMS, SPECIALLY ON CLOSED SHOE UPPERS. OWING TO THE COMBINATION OF WHEEL FEED AND DRIVEN ROLLER PRESSER, THE MACHINE STITCHES OVER CROSS SEAMS WITH EASE. ACCURATE AND UNIFORM STITCHES AND INFINITE STITCH LENGTH VARIATION.

技术参数

Icon	Icon	Icon	Icon	Icon	Icon	Icon	Icon	Icon	Icon	Icon	Icon	Icon
TK-591	1.3-7	7	1	DPX5 11-20#	41	/	驱动式轮形齿	2500	2	370/250	655x285x755	26/31
TK-592	1.3-5	7	2	DPX5 11-20#	41	2.4	驱动式轮形齿	2500	3	370/250	655x285x755	26/31

TK-20 皮革切条机

LEATHER CUTTING MACHINE

用途与特点

适用于真皮、人造革、塑料布的开条。

该机是目前各类皮革制品加工过程中必须设备之一，本产品性能稳定，生产效率高，使用寿命长，工作台采用杠杆离合，操作方便。

IT IS SUITABLE FOR SKIVING GENUINE-LEATHER, LEATHEROID, PLASTIC CLOTH.

SPECIAL FEATURES: THE MACHINE IS THE SPECIAL EQUIPMENT FOR MAKING THE LEATHER GOODS. IT HAS STABLE PERFORMANCE, HIGH PRODUCTION EFFICIENCY, LONG USING LIFE AND CONVENIENT OPERATION.



技术参数

Icon	送料速度	开料宽度	开料厚度	圆刀	Icon	Icon	Icon	Icon
TK-20	6.5m/min	3-340mm	<5mm	φ80*1*φ40	1400	550w	960x360x405	93.5kg

TK-600自动加油中底缝合机 HEAVY DUTY LUBRICATION SYSTEM

特点及参数

使用与运动鞋，加州式中底之缝合，工用手套，中厚毛衣，潜水衣，娃娃鞋。本机采用自动喷油装置，使本机寿命加长没有渗油的烦恼。手臂高，有较多的操作空间，使用方便。适用于极厚料动物皮革缝合，大型运动鞋拉帮，大型加州式中底缝合，前轮较小。

INSOLING MACHINE FOR CALIFORNIA STYLE ATHLETIC SHOES, ALSO SUITABLE FOR SEWING WORKING GLOVES, TURS OF MEDIUM THICKNESS, DIVING SUITS, AND CHILDREN, SHOES. AUTOMATIC LUBRICATION FOR LONGER SERVICE LIFE, NO OIL LEAKAGE PROBLEM DUE TO SPECIAL DESIGN. BETTER HANDLING DUE TO EXTRE LARGE CLEARANCE UNDER FRONT CUP ARM. IDEAL FOR EXTREMELY HEAVY LEATHER, PULLING THREAD FOR SHOES, CALIFORNIA SHOES.



技术参数

TK-600	H	8mm	DP*5#	33	2000	370/250	500x400x375	26/28

TK-335滚边缝纫机 EDGE-WRAPPING SEWING MACHINE

特点及参数

综合送料，不论材料表面之平滑、粗糙、不平整，或多层缝制，均保持稳定。喇叭、押脚、狗齿、针同步送料，可防止滑移，缝制稳定。使用于鞋类、皮包类、手提袋、皮带、滚边及皮包的合缝成形，沙发制造，运动器材圆筒成形。

COMPOUND FEED ENSURES SMOOTH FEEDING, NO MATTER THE MATERIALS ARE SLIPPERY, ROUGH OR MULTILAYER. BINDER, PRESSER FOOT, FEED DOG AND NEEDLE FEED SIMULTANEOUSLY TO PREVENT MATERIALS SLIPPAGE AND PROVIDE STABLE SEWING. IT IS DEVELOPED FOR HEMING SHOES, PURES, BELT FOR SEWING BAG, SOFA AND FOR SHAPING SPORT APPARATUS.



技术参数

型号									
TK-335	H	0-5.5	8.0	DPX17	33	2500	370/250	610x420x440	26/31

TK-8365 单针/综合送料特高型 高台缝纫机

SINGLE NEEDLE SUPER-HIGH BED COMPOUND FEED SEWING MACHINE

用途与特点

采用上、下综合送料机构，避免了上、下两层缝料缝制过程中的错位，使得缝制更加精确。超长型筒式梭座（筒柱高度445mm）设计，使缝纫变得更加舒适，适应范围更加广泛。适用于各种手提包、背包、手袋、鞋、靴和旅行箱包的缝制。

ADOPTS COMPOSITE MATERIALS FEEDING BODY ON UPPER AND BELOW TO AVOID INVERSION DURING SEWING OF TWO LAYERS, SO THE SEWING WILL BE MORE PRECISE. THE DESIGN OF SUPER-LONG CANISTER HOOK SEAT (THE HEIGHT OF CANISTER IS 455MM) MAKES THE SEWING MORE COMFORTABLE AND THE APPLIED SCOPE IS WIDER. IT CAN BE USED FOR SEWING ALL KINDS OF HANDBAGS, KITBAGS, SHOES, BOOTS AND TRAVEL BAGS.



技术参数

TK-8365		0-5.5	8.5	DPX17 22#	33	2000	370/250	800x230x480	26/31

TK-246 单针综合送料筒型车

CYLINDER BED COMPOUND FEED STITCH SEWING MACHINE SERIES

用途与特点

从中厚料到极厚料的缝制中发挥突出性能的强有力的传动系统。简便的针距高速和倒缝功能。有利于筒形缝制的结构。安装离合器式安全装置，以防过负荷引起的机器损伤。

POWERFUL PERFORMANCE ESPECIALLY FOR HEAVY, DIFFERENTIAL THICK MATERIALS. EASY & SIMPLE ADJUSTABLE MECHANISM OF STITCH LENGTH, REVERSE SEWING FUNCTION. EXCELLENT FUNCTION IN ROUND PIPING STITCH OWING TO CYLINDER BED STRUCTURE. SAFETY BALL-CLUTCH MECHANISM PREVENTS SEWING FROM BEING DAMAGED FOR OVER BURDEN.




技术参数

型号									
TK-246		0-6	13	DPX17	34.2	2200	370/250	590X315X645	26/31

技术参数:

型号 MODEL	输出功率 OUTPUT POWER	电压 VOLTAGE	额定电流 CURRENT	额定转速 SPEED	频率 FREQUENCY	绝缘等级 INSULATED CLASS	
电机	TK-606	250W	220V	2.0A	2800r/min	50Hz	E
	TK-606-1	400W	220V	2.8A	2800r/min		
	TK-606-2	400W	220V	2.8A	3450r/min		
	TK-606-3	250W	220V	2.0A	3450r/min	60Hz	
	TK-606-8	250W	220V	2.0A	1400r/min	50Hz	
	TK-606-35	250W	220V	2.0A	2800r/min		
	TK-606-45	250W	220V	2.0A	2800r/min		
	TK-608	370W	380V	0.9A	2900r/min		
	TK-608-9	370W	380V	0.97A	1400r/min		
	TK-202	250W	220V	0.97A	1430r/min		
	TK-208	250W	380V	0.8A	1440r/min		
伺服控制系统	0B-60	550W/750W	190-260V	2.5A	180-4500r/min		
	0B-70	550W	190-260V	2.5A	180-4500r/min		



■ 远成: 深圳市龙岗区龙岗街道龙东社区打石岭路49号远成工业园
ADD: NO 49 DA SHI LING RD. LONGDONG COMMUNITY, LONGGANG
SUBDISTRICT, LONGGANG TOWN, SHENZHEN CHINA
■ Http: www.yuanchen.com

■ 电话: (TEL) 86-755-84861980
■ E-mail: fmtk@public.szptt.net.cn mail@yuanchen.com
taking@yuanchen.com